

# SLC ADAPT2

Modular Uninterruptible Power Supply (UPS) from 10 to 1,500 kVA

**salicru**

# SLC ADAPT2

## Modular Uninterruptible Power Supply (UPS) from 10 to 1,500 kVA

### Maximum availability and improved energy efficiency

Salicru's **SLC ADAPT2** series is a range of modular On-line double-conversion (VFI) UPS systems that provide maximum electrical protection to connected loads and, at the same time, flexibility and adaptability to future growth needs of the facility, yielding substantial financial and energy savings.

The solution consists of power modules ranging from 10 to 50 kVA located in cabinets of up to 12 modules which, in turn, can form solutions of up to 30 modules, providing maximum flexibility and scalability in solutions ranging from 10 kVA to 1,500 kVA and configurations in parallel or redundant for greater security of protected loads.

Using the 3-level On-line double-conversion technology with IGBT, is the best guarantee for a clean, reliable, continuous and economical output supply. In addition, the high performance achieved in On-line mode (>95%) improves the total cost of ownership (TCO), under the operating expenses (OPEX) heading, and the Smart-efficiency or Eco-mode options, depending on the protection needs of the system, can increase the solution's performance up to 99%.

Finally, the wide range of options available, including numerous communication possibilities and offering innumerable backup configurations, adaptable to the needs of the facility, enables full integration of the solution, always providing greater availability and reliability.





# Modularity

## Wide range of power modules available

Modules available with power ratings of 10, 15, 25 and 50 kVA, adaptable to any initial power demand or facing a potential future growth of it.

*Pay as you grow' planning.*



## Hot-swap and hot-plug connection

Hot-swap and hot-plug modules that keeps the service uninterrupted during operations of expansion/maintenance/replacement of power modules, bypass module or touchscreen display.

*Provides adaptation to future needs without interrupting the protection of critical loads, achieving, at the same time, a mean time to repair (MTTR) of less than 10 minutes.*



## Vertical scalability up to 600 kVA per cabinet

Wide range of configurations in cabinets of 2, 3, 4 or 6 modules or cabinets of 2,3,4,6, 8, 10 or 12 modules, enabling configurations from 1x10 kVA (10 kVA) to 12x50 kVA (600 kVA) in a single cabinet.

*The widest range of configurations for medium-sized power solutions.*



Modularity up to 600 kVA

## Horizontal scalability up to 1,500 kVA per system

Possibility of configuring systems using cabinets connected in parallel with configurations from 10kVA to 1,500 kVA.

*More power and flexibility for medium-sized facilities with the need for growth or high power.*



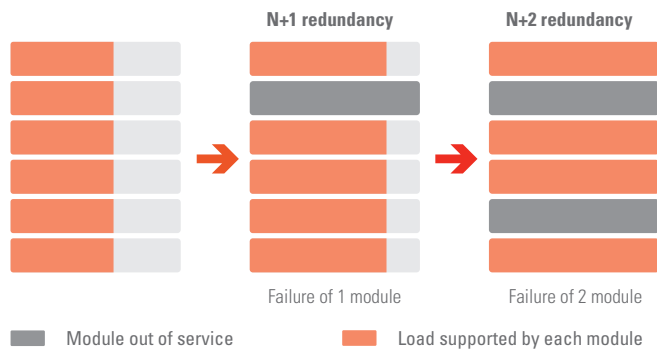
Modularity up to 1,500 kVA

# Availability

## Configurable redundancy N+1, N+2,...

Configurable level of redundancy according to the needs of each facility, reaching levels of availability of 99.9999%.

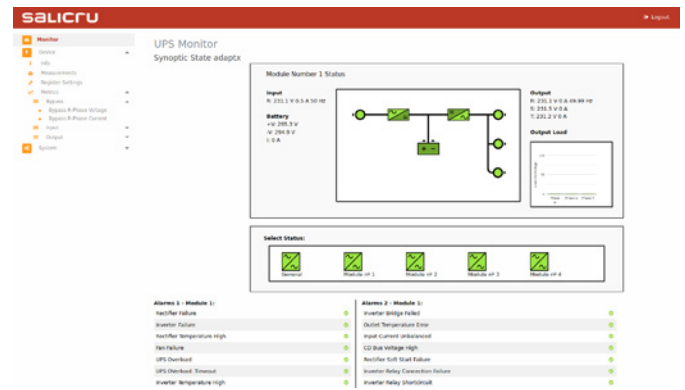
*Provides the facility with greater security, while it is a much more competitive solution than the traditional paralleling of UPSs.*



## Continuous surveillance<sup>(1)</sup>

Equipment is permanently monitored through its standard integration in Salicru's Nimbus-cloud.


*It allows a continuous analysis of the level of protection provided.*



## Predictive maintenance

The status of the key components can be viewed through the LCD display.


*Facilitates maintenance of faulty components or modules.*



## Remote maintenance<sup>(1)</sup>

There are multiple remote maintenance options, both in modalities, schedules and response times; through connection to Nimbus Services.

*It allows immediate actions in case of incidents or advances on anomalous situations.*



## Cold-start battery<sup>(1)</sup>

Allows the system start-up directly in battery mode when the mains supply is unavailable.

*Ensures power supply to loads in situations of high criticality.*

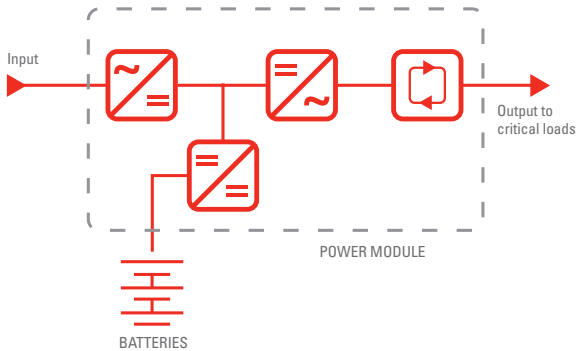
(1) Optional in SLC Adapt 2 cabinets with 10 or 15 kW modules

# Reliability

## Totally independent modules

Each module incorporates a filter, control, rectifier, battery charger, inverter system and hybrid bypass.

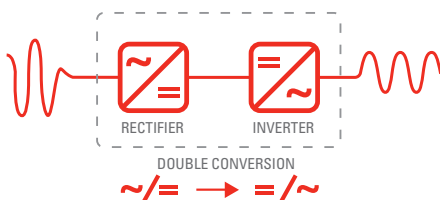
*Ease of load distribution, battery charging and maintenance operations*



## VFI double-conversion technology

Double conversion between input and output, AC/DC + DC/AC, providing a clean, stable and reliable voltage at the output.

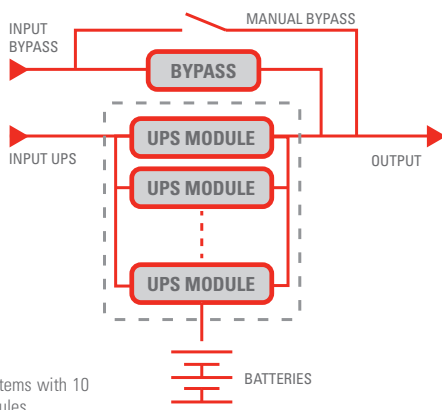
*Protects the load from all electrical mains disturbances while keeps feeding it with the highest quality voltage.*



## Centralised-hybrid bypass system

Each cabinet incorporates a static bypass and a maintenance bypass<sup>(1)</sup> fit for the total admissible power, disregard the quantity of modules initially installed.

*Equipped for expansion of the total number of power modules without needing to reconfigure the cabinet every time the power is changed.*




(1) Optional for systems with 10 and 15 kW modules.



## Redundant fans

Dedicated system of redundant fans with separate air flow circuits for each power module's rectifier and inverter blocks.

*Redundant security in one of the most necessary elements for keeping the modules in optimum operating conditions.*



## Standardised design

Highly-controlled module electronics design and a strong quality oriented serial production, keeping manufacturing faults away.

*Increases mean time between failures (MTBF).*

## SALICRU experience +55 years

Know-how in electrical continuity and protection solutions accumulated over more than 55 years of Salicru history.

*More than 2,000,000 UPSs sold in more than 130 countries, representing a total power equivalent to more than 5 million protected computers.*



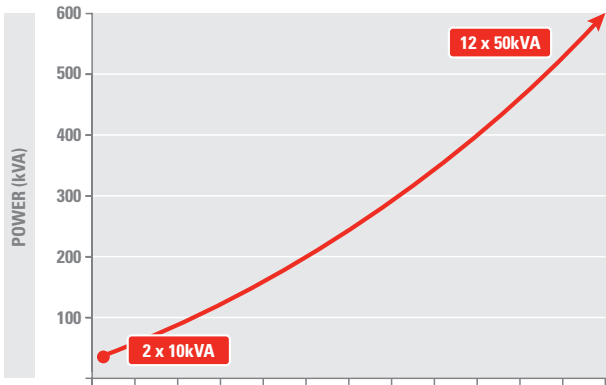


# Flexibility

Modules of 10 to 50 kVA and cabinets with 2, 3, 4, 6, 8, 10 or 12 power modules

More than 70 possible combinations for the different cabinets and modules available. And up to 1,000 possible combinations for cabinet systems in parallel.

*Maximum adaptability to the needs of each facility and its future growth.*



## Open for communication

Through the various communication interfaces available (RS-232, RS-485, USB or relés) or integration into SNMP platforms and virtualised environments.

*Maximum options for communication with the outside world via integration into platforms or through the Internet for management, monitoring and remote maintenance.*



## Wide range of options available

From separate bypass lines to frequency converter functions, the list of options available is extensive.

*Achieves full integration into the environment to be protected.*

## Backup adaptable to growth needs

Installation of batteries inside the equipment<sup>(1)</sup> itself or held in separate cabinets in the same equipment, with the possibility of expansion according to the evolution of the facility's power demand.

*Provides adaptability to the variable requirements of the application.*

(1) According to model



## Touchscreen display + keypad

7"/10" Graphic display + LEDs for full control of the equipment, including graphics, data and messages (depending on the model).

*Ease of handling the equipment, its configuration and the receipt of warnings and alarms.*



## Ease of connection and start-up

Connections at the back with top or bottom cable entry choices and double back door or back cover to save space.

*Optimised to facilitate installation work and commissioning, reducing the start-up time.*

## Compatible with power generators

Sequential turning on operation of the modules, for greater compatibility with power generators.

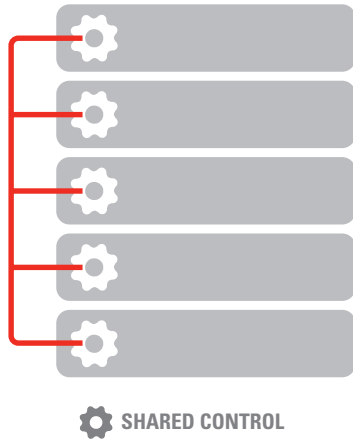
*Easy integration into facilities equipped with supplementary energy sources, against prolonged power outages.*

# Resilience

## Totally decentralised control

Each power module has its own fully independent control without master/slave structure to achieve a completely balanced distribution of loads.

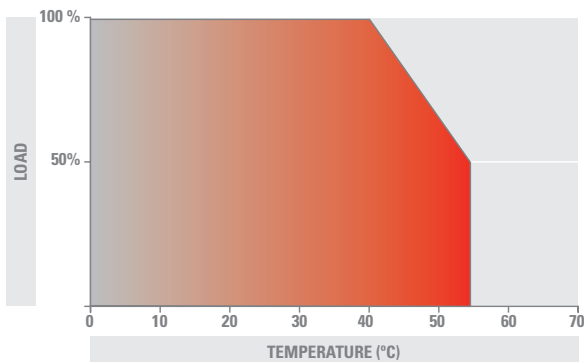
*Ensures continued protection of loads with immediate readjustment of their distribution, always searching the maximum efficiency point.*



## Performance unaffected by high temperatures

Designed for continuous use in environments of up to 40°C without power degradation.

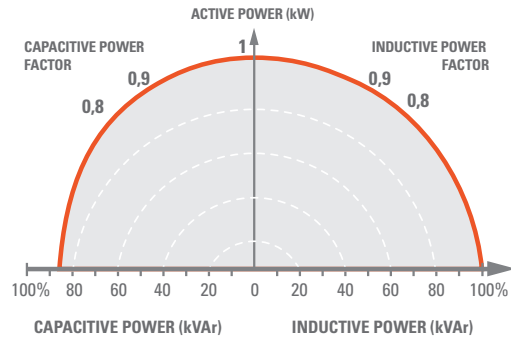
*Enables availability in conditions above the standard in computer rooms.*



## High power factor for any kind of load

For **SLC Adapt 2** models, the Output Power Factor is the unit (PF = 1). Wide power factor range, even in the event of sudden and rapid changes.

*Ability to supply loads without degrading power or affecting the protected processes.*



## EPO - Emergency Power Off

Emergency stop switch to totally isolate the output in emergency situations.

*Electrical isolation of outputs to prevent incidents from spreading during emergencies.*

## Static bypass

Support system for uninterrupted transfer directly to the mains in the event of overload or during maintenance operations.

*Increases the availability of the solution in situations of short circuit, malfunction or major overload.*

## Batt-Watch battery care

Monitoring of battery status and regulation of the charging parameters according to temperature, connected loads and battery type.

*Extends battery life, reduces maintenance costs and recharges batteries quickly.*

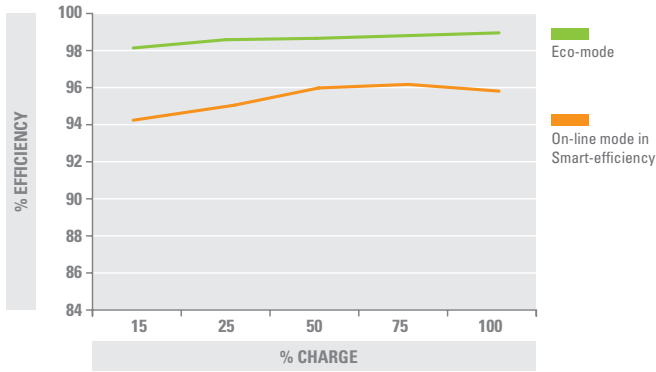


# TCO

## High efficiency in double conversion

3-level PWM power modules with integrated IGBT packs.

*Reduces cooling costs and improves energy efficiency, bringing down total operating expenses (OpEx).*



### Eco-mode


When it is not necessary to improve the quality of the input line, the powering of the loads can be carried out through the bypass, passing to the double-conversion inverter in less than 10 ms when the input conditions fall beyond the pre-set acceptable limits.

*Increase in performance up to 99%, thereby bringing down OpEx.*

### Smart-efficiency mode

In On-line double-conversion mode, the equipment distributes the load among the fewest number of modules possible to find the optimum operating efficiency.

*Improvement in performance without diminishing doubleconversion benefits and redundancy availability in the protection of loads, thereby bringing down OpEx.*



### Input power factor = 1

Reduced cable cross-section, protection systems' dimensioning and generator's power.

*Lower installation and electricity consumption costs, thereby bringing down total capital expenditure (CapEx).*

## Very low input current harmonic distortion (THDi)

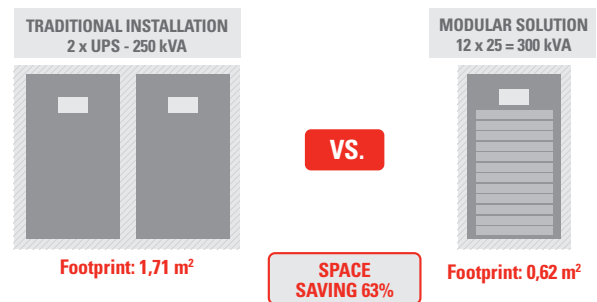
No need to oversize the capacity of the power generator, transformers or power cables.

*Brings down total capital expenditure (CapEx).*

## Reduced space requirement

Up to 300 kVA kept inside a 0.66 m<sup>2</sup> footprint, for greater power density.

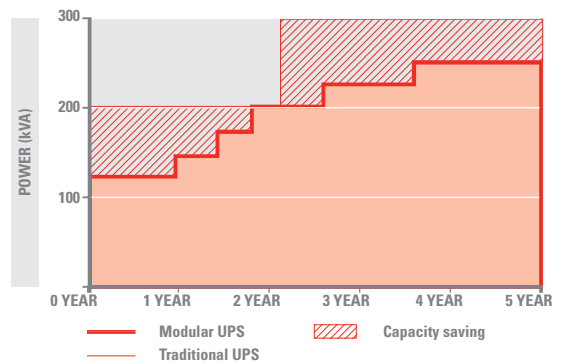
*Greater power in the same reduced space, thereby bringing down total capital expenditure (CapEx).*



## Optimising expenditure

Adaptability to keep pace with the expansion of the connected data centre, simply with the addition of new power modules.

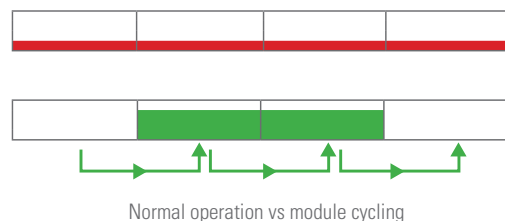
*The energy savings achieved with a modular UPS are substantially better than a more traditional solution, thereby bringing down OpEx.*



## Module cycling

Distribution of loads in normal operation vs distribution of loads and cycling of modules in operation.

*Extends the life of the modules and achieves energy savings by optimising module performance.*





## Applications

**Data centres:** Ensuring the operability of environments and preventing losses caused by power outages, whether in modular or virtualised data centres for hosting, housing, computer centres, supercomputers, etc.

**Health:** Electromedical equipment for analysis, laboratories and vital instruments for ICUs, as well as administration systems, security, medical records, etc.

**Financial services:** Maintaining the online functionality of financial transactions in centralised payment authorisation systems, continued listing, intercommunication between banking networks, etc.

**Telecommunications facilities:** Preventing power outages which can cause the suspension of services between subscribers in landlines, mobile, UMTS/LTE infrastructures, and transmission equipment, microwave, fibre optics, etc.

**Transport systems:** Protecting productivity in electrically complicated systems of control, communication and operation.

**Infrastructures:** Safeguarding instruments and ensuring proper management of systems in airports, tunnels, roads, railways, ports, etc.

**IT applications:** Avoiding costs caused by interruptions in availability or loss of information in IT networks, server farms, voice and data networks, CAD/CAM, document management, etc.




## TSS - Technical Support and Service

Although the modular design and high-specification features of the **SLC ADAPT2** series ensure long MTBFs, Salicru's TSS is still on hand to offer a wide range of services associated with the supply of equipment to provide support for any eventuality or incident anywhere and at any time.


The services offered by our extensive network of qualified technicians include:

- Pre-sales support.
- Start-up.
- Maintenance contracts.
- Remote maintenance contracts.
- Preventative intervention.
- Corrective intervention.
- Telephone support.
- Batteries.



# Options

- **Extended backup time:** Additional battery cabinets for facilities that require long backup time.

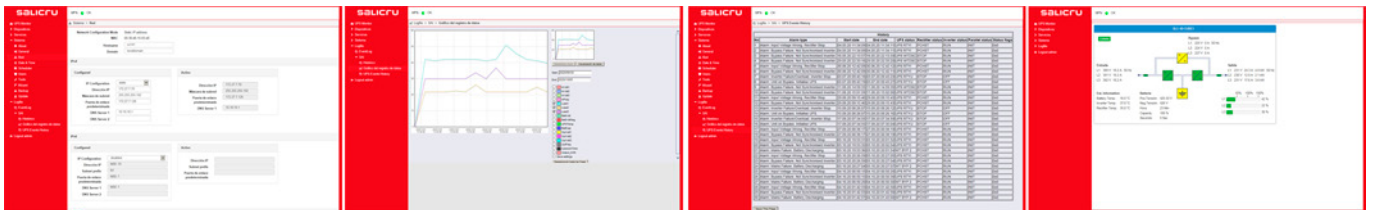


- **Systems in cabinets:** 10 or 15 kW subracks with 2, 3, 4 or 6 modules can be installed in 1100/1600/2000 mm-high cabinets, with or without batteries included. Batteries can also be installed in additional cabinets.



- **Nimbus monitoring and management software:** Sending of warning messages (broadcast, email, SMS), scheduled shutdowns, etc.

- **Shutdown software:** For heterogeneous network systems with different operating systems.




- **Nimbus remote maintenance with/without GPRS modem:** Webbased remote maintenance platform to monitor all system parameters, detect any anomalies and warn/inform the maintenance service.

- **Ethernet/SNMP adapter:** A Ethernet adapter for the SNMP network management protocol to integrate the UPS into the IT network completely independently.



- **Extended relay Nimbus AS400 card:** 5 output relays.

- **Temperature and humidity sensors:** Obtaining environmental data about the room in which the UPS is located (requires SNMP adapter).



- **BACS II:** Battery monitoring, control and alarm system.

- **Kit for cabinets in parallel:** Kit for interconnecting the cabinets in parallel, in order to have up to 30 power modules in one system.



## Options

- **Frequency converter:** For 50 to 60 Hz or 60 to 50 Hz conversion

- **Separate bypass line:** For facilities with dual power supply, enabling the separation of the inverter and the bypass line power supplies.

- **External manual bypass panel:** Enables maintenance operations with the UPS isolated.



- **Protection panel:** Electrical panel equipped with input and output protection.

- **LBS (Load Bus Synchronisation):** Optional module to keep synchronized the outputs of two single UPS's two, even if they are fed from a different power supply. Facilitates use with STS (Static Transfer Switch) devices.

- **Single-phase output:** With single-phase or three-phase input for installations of up to 1.500 kVA.

- **15 A (SLC ADAPT 2) charger modules:** Possibility to add extra charger modules in to the free slots of the cabinets containing 10 or 15 kW modules, in order to properly charge extended autonomies.



- **Single-phase / three-phase input voltage detection:** For railway or similar installations, the UPS itself detects whether the power supply is single-phase or three-phase automatically. Therefore, it avoids the possible errors caused by human actions.

- **Remote control:** Remote panel shows the status of the UPS, in real time, by means of a touch screen, through the RS485 communication port.

- **Compatible with a wide range of batteries:** PbCa, NiCd, flooded wet lead, VRLA with gel electrolyte or Lithium-Ion.

- **Separating transformer or Autotransformer for other voltages:** Electrical device that allows galvanic isolation between the input and the output (transformer-separator) or provides adaptation of the UPS to the existing installation voltages (autotransformer).





## Range

MODULES	CODE	POWER (VA / W)	DIMENSIONS (D × W × H mm)	WEIGHT (Kg)
SLC ADAPT2 10	694AB000008	10000 / 10000	590 × 436 × 85	15.3
SLC ADAPT2 15	694AB000009	15000 / 15000	590 × 436 × 85	15.5

SYSTEMS	CODE	NO. MODULES (#)	MAX. POWER PER SYSTEM (kVA)	DIMENSIONS (D × W × H mm)	WEIGHT (Kg)
SLC-#/2 ADAPT2 30	694RA000221	1 to 2 × 10 kVA/1 to 2 × 15 kVA	20/30	612 × 485 × 309	57
SLC-#/4 ADAPT2 45	694RA000222	1 to 4 × 10 kVA/1 to 3 × 15 kVA	40/45	612 × 485 × 485	66
SLC-#/6 ADAPT2 90	694RA000223	1 to 6 × 10 kVA/1 to 6 × 15 kVA	60/90	751 × 485 × 1033	100

Nomenclature, dimensions and weights for devices with input voltage 3 x 400 V, output voltage 3 x 400 V.

Replace # with the number of system modules.

19" rack format for 2, 3 and 4 slot systems.

Batteries located in additional cabinets.

The weight shown corresponds only to the system, without modules.

## Dimensions



SLC ADAPT2 10  
SLC ADAPT2 15



SLC-#/2 ADAPT2 30



SLC-#/4 ADAPT2 45



SLC-#/6 ADAPT2 90

## Technical specifications

MODEL		SLC ADAPT2	
Module power (VA/W)		10000 / 10000	15000 / 15000
TECHNOLOGY		On-line double-conversion, HF, DSP control	
INPUT	Rated single phase voltage	220 / 230 / 240 V	Not available
	Rated three-phase voltage (3P + N + E)	3 × 380 / 400 / 415 V	
	Voltage range	-40% +25% (Depending on charge) <sup>(1)</sup>	
	Frequency range	40 - 70 Hz	
	Total harmonic distortion (THDi)	≤3%	
	Power factor	>0.99	
OUTPUT	Power factor	1	
	Single phase rated voltage	220 / 230 / 240 V	Not available
	Rated three-phase voltage (3P + N + E)	3 × 380 / 400 / 415 V	
	Static accuracy	±1%	
	Total harmonic distortion (THDv)	≤1% linear load; ≤5% non-linear load	
	Frequency	50 / 60 Hz	
	Module performance (On-line)	> 95%	
	Performance in Smart Eco-mode	99%	
	Admissible overloads	≤110% for 1 hour / ≤125% for 10 min / ≤150% for 1 min	
	Crest factor	3:1	
MANUAL BYPASS	Type	Uninterrupted (optional) <sup>(2)</sup>	
STATIC BYPASS	Type	Static thyristor	
	Transfer time	0 ms	
	Admissible overloads	≤110% constant / ≤130% for 1 hour / ≤150% for 1 minute / ≥150% for 5 seconds	
BATTERY	Battery type	Pb-Ca, VRLA, lead acid, gel, Ni-Cd, Li-Ion	
	Charger bus voltage	Configurable between +/-192 and +/-264 Vdc	
	Charger maximum power (W)	20% of total system power	
COMMUNICATION	Display	7" touchscreen and LEDs	
	Ports	USB, RS-232, RS-485 and relays	
	Intelligent slot	1 × Nimbus SNMP / 1 × Nimbus extended relays	
GENERAL	Operating temperature	0° C ÷ +55° C <sup>(3)</sup>	
	Relative humidity	Up to 95%, non-condensing	
	Maximum operating altitude	2,400 masl <sup>(4)</sup>	
	Acoustic noise at 1 metre	<54 dB(A) (According to number of modules)	
SYSTEMS	Maximum no. modules per system	2 / 4 / 6	2 / 3 / 6
	Maximum power per system	20, 40, 60 kVA	30, 45, 90 kVA
	Maximum no. modules systems	30	
	Maximum power per parallel system	300 kVA	450 kVA
STANDARDS	Safety	EN IEC 62040-1	
	Railway	EN 50121-4 / EN50121-5	
	Electromagnetic compatibility (EMC)	EN IEC 62040-2	
	Operation	VFI-SS-11 (EN 62040-3)	
	Seismic	IEC 60068-3-3:2019/COR1:2021 / UBC1997 Zone3 & Zone 4 Ip 1.5	
	Corporate cerification	ISO 9001, ISO 14001, ISO 45001	

(1) Linear % load derating from -20% to -40%.

(1) Not included in subracks. Excellent for cabinet systems.

(2) Power derating for higher altitudes up to +40°C.

(3) Power degradation for higher altitudes, up to a maximum of 5,000 masl.

## Range

MODULES	CODE	POWER (VA / W)	DIMENSIONS (D × W × H mm)	WEIGHT (Kg)
SLC ADAPT2 25	694AB000010	25000 / 25000	677 × 436 × 85	18
SLC ADAPT2 50	694AB000016	50000 / 50000	700 × 510 × 178	45

SYSTEMS	CODE	NO. MODULES (#)	MODULE POWER (VA / W)	MAX. POWER (VA / W)	DIMENSIONS (D × W × H mm)	WEIGHT (Kg)
SLC-#/8 ADAPT2 200	694RA000249	1 to 8	25000 / 25000	200000 / 200000	916 × 482 × 1550	178
SLC-#/12 ADAPT2 300	694RA000250	1 to 12	25000 / 25000	300000 / 300000	1100 × 650 × 2000	230
SLC-#/10 ADAPT2 500	694RA000251	1 to 10	50000 / 50000	500000 / 500000	1100 × 1300 × 2000	945
SLC-#/12 ADAPT 600	694OQ000125	1 to 12	50000 / 50000	600000 / 600000	1100 × 1300 × 2000	945

Nomenclature, dimensions and weights for devices with input voltage 3 x 400 V, output voltage 3 x 400 V.

Replace # with the number of system modules.

Batteries located in additional cabinets.

The weight shown corresponds only to the system, without modules.

## Dimensions



SLC ADAPT2 25



SLC ADAPT2 50



SLC-#/8 ADAPT2 200



SLC-#/12 ADAPT2 300



SLC-#/10 ADAPT2 500  
SLC-#/12 ADAPT 600



## Technical specifications

MODEL		SLC ADAPT2	
Module power (VA/W)		25000 / 25000	50000 / 50000
TECHNOLOGY		On-line double conversion, three-level PWM, DSP control	
INPUT	Rated three-phase voltage (3P + N + E)	3 × 380 / 400 / 415 V <sup>(1)</sup>	
	Voltage range	-27% +25% (Depending on charge) <sup>(2)</sup>	-40% +25% (Depending on charge) <sup>(2)</sup>
	Rated frequency	50 / 60 Hz	
	Frequency range	40 - 70 Hz	
	Total harmonic distortion (THDi)	≤3%	
	Power factor	>0.99	
	OUTPUT	Power factor	1
Rated three-phase voltage (3P + N + E)		3 × 380 / 400 / 415 V <sup>(1)</sup>	
Accuracy		±1%	
Total harmonic distortion (THDv)		≤1%	
Frequency		50 / 60 Hz	
Module performance (On-line)		>95%	
Performance in Smart Eco-mode		99%	
Admissible overloads		≤110% for 1 hour / ≤125% for 10 min / ≤150% for 1 min / ≥150% for 200 ms	
Crest factor		3:1	
MANUAL BYPASS	Type	Uninterrupted	
STATIC BYPASS	Type	Static thyristor	
	Three-phase voltage (V)	3 × 380 / 400 / 415 (3P + N)	
	Admissible overloads	≤110% constant / ≤130% for 1 hour / ≤150% for 1 minute / ≥150% for 5 seconds	
BATTERY	Battery type	Pb-Ca, VRLA, lead acid, gel, Ni-Cd, Li-Ion	
	Charging voltage regulation	Batt-watch	
	Charger maximum power (W)	20% of total system power	
COMMUNICATION	Display	7"/10" touchscreen and LEDs	
	Ports	RS-232, RS-485, relays and USB	
	Intelligent slot	1 × Nimbus SNMP/1 × Nimbus extended relays	
GENERAL	Operating temperature	0° C ÷ +55° C <sup>(3)</sup>	
	Relative humidity	Up to 95%, non-condensing	
	Maximum operating altitude	2,400 masl <sup>(4)</sup>	
	Acoustic noise at 1 metre	<65 dB(A)	<72 dB(A)
SYSTEMS	Maximum no. modules per system	8 / 12	10 / 12
	Maximum power per system	200 / 300 kVA	500 / 600 kVA
	Maximum no. modules systems	30	
	Maximum power per parallel system	750 kVA	1500 kVA
STANDARDS	Safety	EN IEC 62040-1	
	Railway	EN 50121-4 / EN 50121-5	
	Electromagnetic compatibility (EMC)	EN IEC 62040-2	
	Operation	VFI SS-11 (EN 62040-3)	
	Seismic	IEC 60068-3-3:2019/COR1:2021 / UBC1997 Zone3 & Zone 4 Ip 1.5	
	Corporate certification	ISO 9001, ISO 14001, ISO 45001	

(1) 1/1, 1/3 and 3/1 options with power derating (under request).

(2) Linear % load derating: For 25 kVA from -20% to -27% and for 50 kVA from -20% to -40%.

(3) Power derating for higher altitudes up to +40°C.

(4) Power degradation for temperature altitudes, up to a maximum of 5,000 masl.

# SALICRU

Avda. de la Serra 100  
08460 Palautordera  
**BARCELONA (Spain)**  
Tel. +34 93 848 24 00  
salicru@salicru.com  
**SALICRU.COM**

## COMMERCIAL DELEGATIONS & SERVICES

ALICANTE	LAS PALMAS DE G. CANARIA	SANTA CRUZ DE TENERIFE
BARCELONA	MADRID	SEVILLE
BILBAO	MÁLAGA	VALENCIA
CORUNNA	PALMA DE MALLORCA	ZARAGOZA
GIJÓN	SAN SEBASTIÁN	

## SUBSIDIARIES

CHINA	MAROCCO	PORTUGAL
FRANCE	MEXICO	UNITED ARAB EMIRATES
HUNGARY	PERU	UNITED KINGDOM

## REST OF WORLD

ALGERIA	DENMARK	JORDAN	POLAND
ANDORRA	DOMINICAN REPUBLIC	KUWAIT	ROMANIA
ARGENTINA	ECUADOR	LATVIA	RUSSIA
AUSTRIA	EGYPT	LIBYA	SAUDI ARABIA
BAHRAIN	EL SALVADOR	LITHUANIA	SENEGAL
BANGLADESH	EQUATORIAL GUINEA	MADAGASCAR	SINGAPORE
BELARUS	ESTONIA	MALAYSIA	SWEDEN
BELGIUM	FINLAND	MALTA	SWITZERLAND
BOLIVIA	GERMANY	MAURITANIA	SYRIA
BRAZIL	GREECE	NETHERLANDS	TUNISIA
BULGARIA	GUATEMALA	NICARAGUA	TURKEY
CHILE	INDONESIA	NIGERIA	UNITED STATES
COLOMBIA	IRAN	NORWAY	UKRAINE
CUBA	IRELAND	PAKISTAN	URUGUAY
CYPRUS	ITALY	PANAMA	VENEZUELA
CZECH REPUBLIC	IVORY COAST	PHILIPPINES	VIETNAM

## PRODUCT RANGE

Uninterruptible Power Supply Systems (UPS)  
DC Systems  
Transformers and Autotransformers  
Voltage Stabilisers  
Batteries



**SALICRU**  
**SMART**  
SOLUTIONS

